

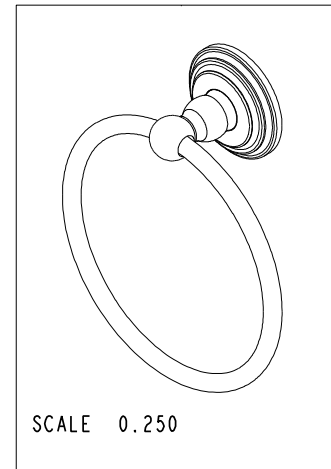
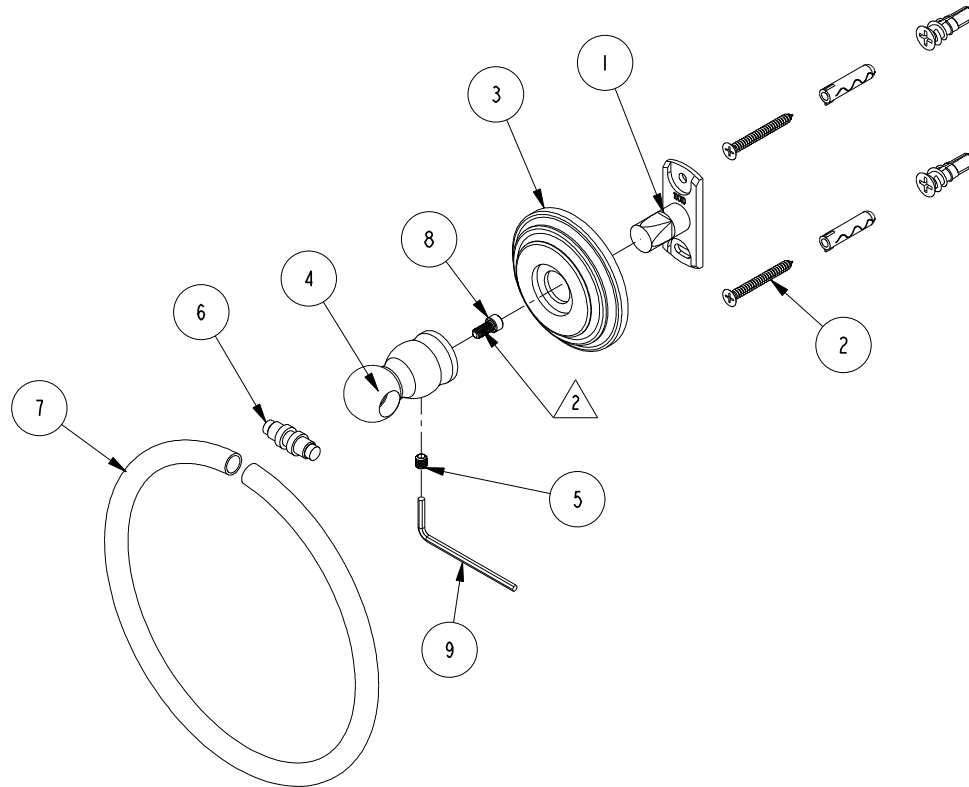
NOTES:

1. TO INSPECT ASSEMBLY, FOLLOW FIRST ARTICLE AND IN PROCESS INSPECTION SHEET.

2. APPLY PERMANENT THREAD LOCKER (LOCTITE 680)

BILL OF MATERIAL (CURRENT LEVEL)

ITEM	PT/ASSY	DESCRIPTION	TYPE	QTY.
1	11XXD	SOLID MOUNTING BRACKET	PART	1
2	1-206	HARDWARE PACK	ASSEMBLY	1
3	1100C	TOWEL SHELF ROSETTE	PART	1
4	40752	POST - TOWEL RING	PART	1
5	92308	SCRW, M5 X 5 SKT HD CUP PT W/ SELF LOC SS	PART	1
6	40467	TOWEL RING COUPLER	PART	1
7	40755	6" TOWEL RING	PART	1
8	92527	SCRW, 8-32 X 3/8 SKT CAP HD SS	PART	1
9	10888	HEX KEY, 2.5MM ALLOY STEEL	PART	1



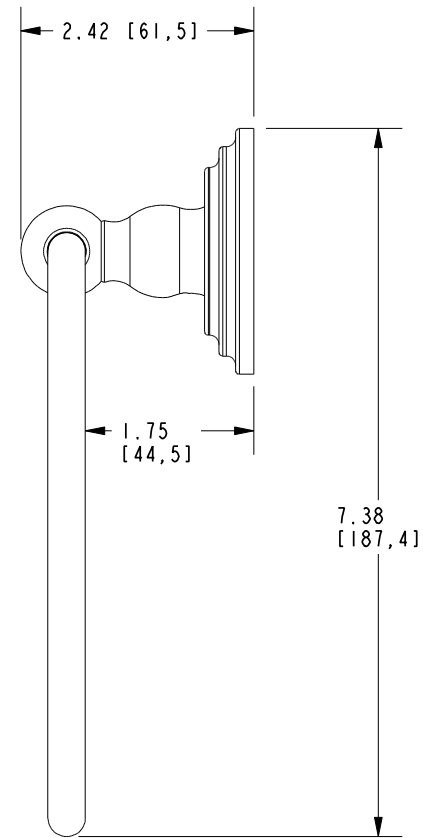
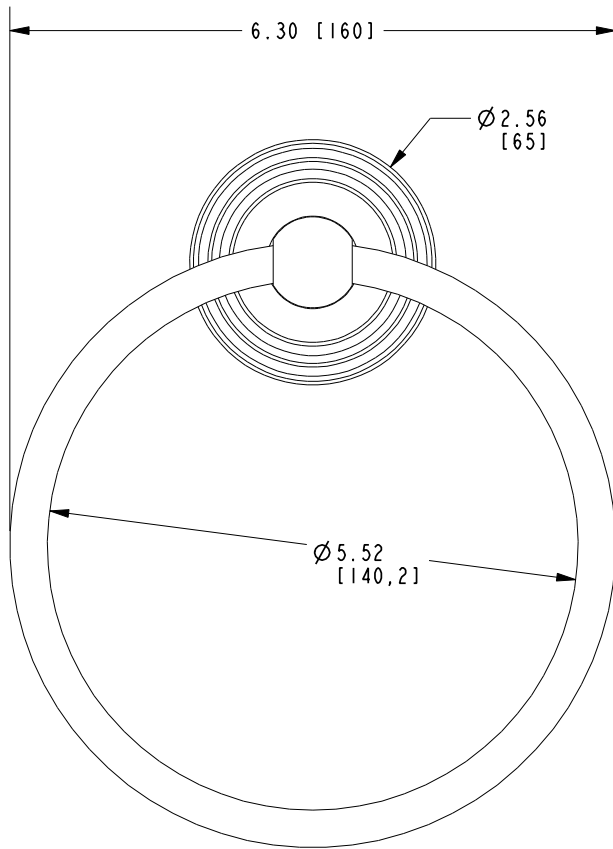
-	C	EN-4378	07/27/21	R.S.
-	B	EN-4032	11/22/19	R.S.
-	A	RELEASED	02/08/99	-
-	-	RELEASED	01/25/99	-
ZONE	REV	DESCRIPTION	DATE	APPROVED

COPYRIGHT 2005 BRASSTECH, INC. THESE DRAWINGS AND THE DESIGNS DEPICTED HEREIN ARE THE PROPRIETARY PROPERTY OF BRASSTECH. ANY USE OR REPRODUCTION IS SUBJECT TO THE EXPRESS APPROVAL OF BRASSTECH. UNAUTHORIZED USE IS STRICTLY PROHIBITED. ALL RIGHTS RESERVED.

TESTING	-	-	-
ASSEMBLY	-	-	-
PLATING	-	-	-
POLISHING	-	NEXT ASSY	USED ON
MACHINING	-	APPLICATION	
TOOLING FIXTURE #	REMOVE ALL BURRS AND SHARP EDGES		

UNITS ARE: INCHES [MM]	
TOLERANCES ARE:	
FRACTIONS	DECIMALS
±1/16"	.X ±.1 [2.5]
	.XX ±.06 [1.5]
ANGLES	±1°
(X.XXX) DENOTES CRITICAL DIMS.	
ALL THREADS ARE CRITICAL	
DRAWN	R.S. 7/26/19
CHECKED	J.M. 7/26/19
APPROVED	J.M. 7/26/19

BRASSTECH		2001 CARNEGIE AVE. SANTA ANA, CA 92705 (949) 417-5207	
INCORPORATED			
TOWEL RING			
DWG NO.		REV	
1105		C	
SCALE	REF.	SHEET	OF
.312	-	1	2



BRASSTECH		2001 E. CARNEGIE AVE. SANTA ANA, CA 92705 (949) 417-5207	
DWG NO.	1105	REV	C
SCALE	.500	REF.	-
		SHEET	2 OF 2